
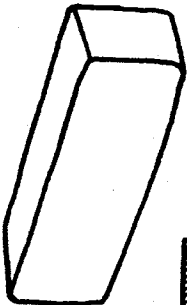

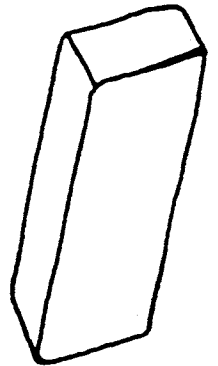


Contents

1. Thirty-Eight Activities
2. List of Resources
3. List of Vocabulary
4. Teacher Input Suggestions
5. Student Questionnaire
6. List of Skills
7. Teacher Evaluation Sheet
8. Student Checklist
9. Blank Activity Cards

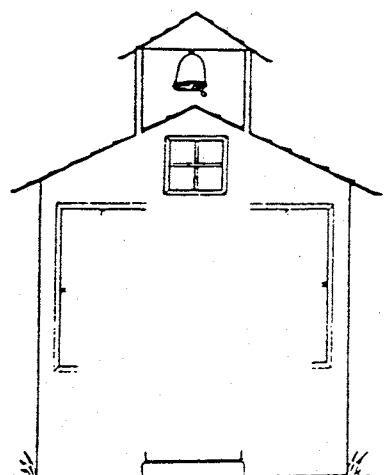
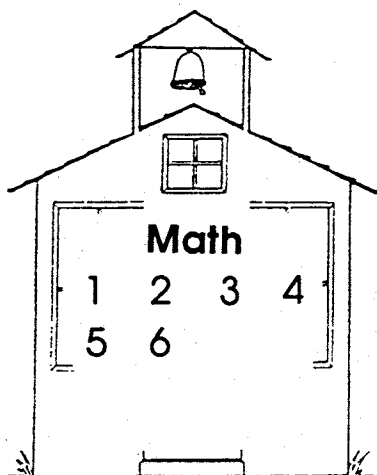

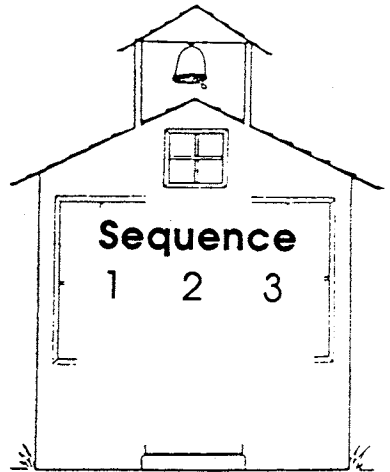



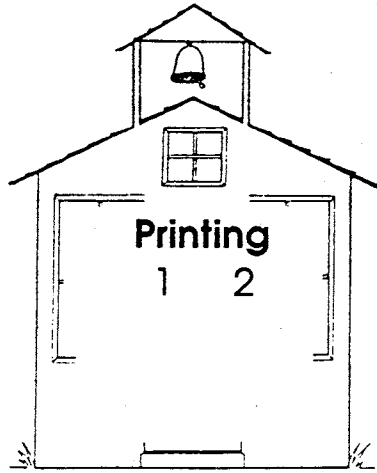
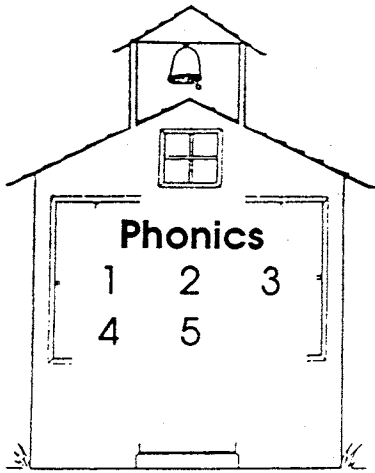
©1988 Ruth Solski. All Rights Reserved. The ideas in the book were designed to be reproduced and used with pupils. Permission is granted with the purchase of one copy of "First Days at School" by an individual teacher to reproduce the activities within this book for use with students in the classroom. No part of this book may be reproduced, stored in a retrieval system or transmitted in any form or by any means electronic, mechanical, photocopying, recording or otherwise without the prior permission of the copyright owner.




School Days Checklist


Name: _____

Circle the number of each activity that you do.



School Sounds 1





Pp

pencil

Draw six pictures that start like pencil.

School Sounds 4: Cut out the letters and picture cards. Mount the cards on a sturdy backing and laminate. Store the cards in an envelope. Attach the instruction card to an envelope. The student will match the initial consonant to the picture.

b

p

p

c

p

b

s

d

b

t