

Specific Skills

Vowels


Activity Pages and Easy-to-Play Learning Games for
Introducing and Practicing Short and Long Vowel Sounds

by
April Duff, M.Ed.
and
Leland Graham, Ph.D.

illustrated by
Vanessa Countryman and Timothy Irwin




a



e

o



y



i



u

Publisher
Key Education Publishing Company, LLC
Minneapolis, Minnesota

www.keyeducationpublishing.com

Table of Contents

Introduction	4	Long I Sound	
Letter to Parent	4	Introducing the Long I Sound	38
Short A Sound		Practice Pages	38–41
Introducing the Short A Sound	5	Long O Sound	
Practice Pages	5–7	Introducing the Long O Sound	42
Mini-Book: “Apples for Al”	8	Practice Pages	42–44
Short E Sound		Mini-Book: “Winning the Gold”	45
Introducing the Short E Sound	9	Long U Sound	
Practice Pages	9–12	Introducing the Long U Sound	46
Short I Sound		Practice Pages	46–49
Introducing the Short I Sound	13	Games to Play	
Practice Pages	13–15	Directions for Long Vowel Games	
Mini-Book: “Silly Iggy Iguana”	16	Long Vowel-O Bingo	50
Short O Sound		Long Vowel-O Lotto	50
Introducing the Short O Sound	17	Long Vowel Memory Match	50
Practice Pages	17–20	Long Vowel-O Game Boards	50–52
Short U Sound		Long Vowel-O and Memory Match	
Introducing the Short U Sound	21	Word Cards	53
Practice Pages	21–24	Long Vowel-O Memory Match	
Games to Play		Picture Cards	54
Directions for Short Vowel Games		Long Vowel Body Benders Game	55
Short Vowel-O Bingo	25	Long Vowel Body Benders Game Cards ..	56
Short Vowel-O Lotto	25	Sometimes Y	
Short Vowel Memory Match	25	Introducing the Y as a Vowel	57
Short Vowel-O Game Boards	25–27	Practice Pages	57–58
Short Vowel-O and Memory Match		Vowel Review Game	
Word Cards	28	Directions for	
Short Vowel Memory Match		“The Long and Short of It!”	59
Picture Cards	29	The Long and Short of It	
Long A Sound		Game Board	60
Introducing the Long A Sound	30	The Long and Short of It!	
Practice Pages	30–32	Game Cards	61
The Acorn Word Tree	33	Vowel Assessment	
Long E Sound		Vowel Sounds Pretest/Posttest	62–63
Introducing the Long E Sound	34	Answer Key	64
Practice Pages	34–36		
Mini-Book: “Sweet Treats for Pete”	37		

Introducing the Short A Sound

To the Teacher

Read aloud the book *Millions of Cats* by Wanda Gag (Putnam, 2004) to the children and then talk about words having the /a/ sound.

Write the words *cat, fan, nap, sad, hand, and tack* on a white board or chart paper. Isolate the sounds in the word *cat*: /c/ - /a/ - /t/. Have the children practice saying the individual sounds as you point to each letter and then blend the sounds together. Repeat the exercise with the other words. Direct the children to use the words in sentences and also generate a list of rhyming words for each featured word. Some examples of word families are included below for word building lessons.

Word Families (Phonograms)

- ab (cab, crab, drab, gab, grab, tab)
- ack (back, black, crack, Jack, Mack, pack, sack, snack, tack, track)
- ad (bad, dad, had, lad, mad, sad)
- an (can, Dan, fan, man, pan, ran, van)
- and (band, brand, hand, land, sand, stand)
- ang (bang, clang, hang, rang, sang, sprang)
- ank (bank, blank, clank, drank, plank, rank, sank, tank, thank, yank)
- ap (cap, clap, map, nap, rap, scrap, slap, snap, tap, trap, wrap)
- at (bat, cat, chat, fat, flat, hat, mat, pat, rat, sat, scat, that)

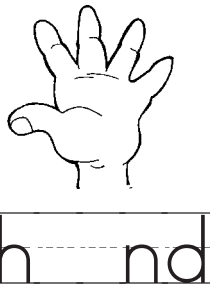






Name _____

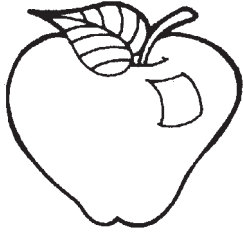
Date _____

Short a sound

Directions: Say the name of each picture. Write the letter **a** in the blank for each word that has the **short a sound**. Draw an **X** on the word that does not have that sound. Write more words having the short a sound on the back of this paper.





A Basketful of Short A Sounds



- Say the words **apple** and **cat**. The letter **a** stands for the **short a sound**.
- The **short a sound** can come at the beginning of a word or between two consonants.

Directions: Cut out the apples. Say the name of each picture. If the word has the short a sound, glue the apple on the basket.




Name _____

Date _____

Short a sound

Directions: Practice reading the rhyme. Circle the words that have the short a sound.
Something to Try! The word **baa** does not have the short a sound. How would you say that word with the short a sound. Read the rhyme again with that new word.

Baa, baa, black sheep,
Have you any wool?
Yes sir, yes sir,
Three bags full.



One for my master;
One for the dame;
One for the little boy
Who lives down the lane.

Fun to Read!

Check out the book *Baa Baa Black Sheep* by Iza Trapani (Charlesbridge Publishing, 2001). Find out what surprise the sheep has for her friends.



Name _____

Date _____

Short a sound

Directions: Use the key to color the words.

- Black — words that rhyme with Jack
- Green — words that *do not* rhyme with Jack

