

Grades 1-3



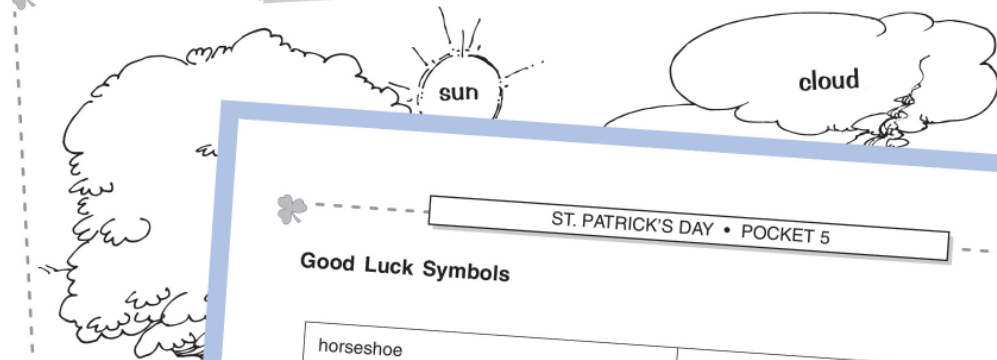
THEME POCKETS

5

St. Patrick's Day

Pockets Full of Projects

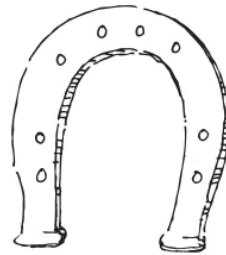
ST. PATRICK'S DAY PICTURE DICTIONARY




ST. PATRICK'S DAY • POCKET 5

Good Luck Symbols

horseshoe



shooting star



four-leaf clover



lucky penny

Here is a shamrock, a little green
Happy St. Patrick's Day to you
Make a wish before it's

Ebook

Thank you for purchasing an Evan-Moor e-book!

Attention Acrobat Reader Users: In order to use this e-book you need to have Adobe Reader 8 or higher. To download Adobe Reader for free, visit www.adobe.com.

Using This E-book

This e-book can be used in a variety of ways to enrich your classroom instruction.

You can:

- engage students by projecting this e-book onto an interactive whiteboard
- save paper by printing out only the pages you need
- find what you need by performing a keyword search
... and much more!

For helpful teaching suggestions and creative ideas on how you can use the features of this e-book to enhance your classroom instruction, visit www.evan-moor.com/ebooks.

User Agreement

With the purchase of Evan-Moor electronic materials, you are granted a single-user license which entitles you to use or duplicate the content of this electronic book for use within your classroom or home only. Sharing materials or making copies for additional individuals or schools is prohibited. Evan-Moor Corporation retains full intellectual property rights on all its products, and these rights extend to electronic editions of books.

If you would like to use this Evan-Moor e-book for additional purposes not outlined in the single-user license (described above), please visit www.evan-moor.com/help/copyright.aspx for an *Application to Use Copyrighted Materials* form.

Congratulations on your purchase of some of the finest teaching materials in the world.

For information about other Evan-Moor products, call 1-800-777-4362 or FAX 1-800-777-4332
Visit our Web site <http://www.evan-moor.com> for additional product information.

Authors: Michelle Barnett
Caitlin Rabanera
Ann Switzer
Editors: Marilyn Evans
Jill Norris
Copy Editor: Laurie Westrich
Illustrator: Jo Larsen
Designer: Cheryl Puckett
Desktop: John D. Williams

Entire contents ©2009 by EVAN-MOOR CORP.
18 Lower Ragsdale Drive, Monterey, CA 93940-5746.
Permission is hereby granted to the individual purchaser
to reproduce student materials in this book for
noncommercial individual or single classroom use only.
Permission is not granted for schoolwide or systemwide
reproduction of materials.
Printed in USA.

St. Patrick's Day

This happy holiday book is built around a St. Patrick's Day poem. Students will experience art, oral and written language, and math.

St. Patrick's Day

Book Overview pages 2 and 3

These pages show and tell what is in each pocket.

Cover Design page 4

Pocket Projects pages 5–28

Step-by-step directions and patterns for the activities that go in each pocket.

Pocket Labels pages 29 and 30

The poem can also be used for pocket chart activities throughout the month:

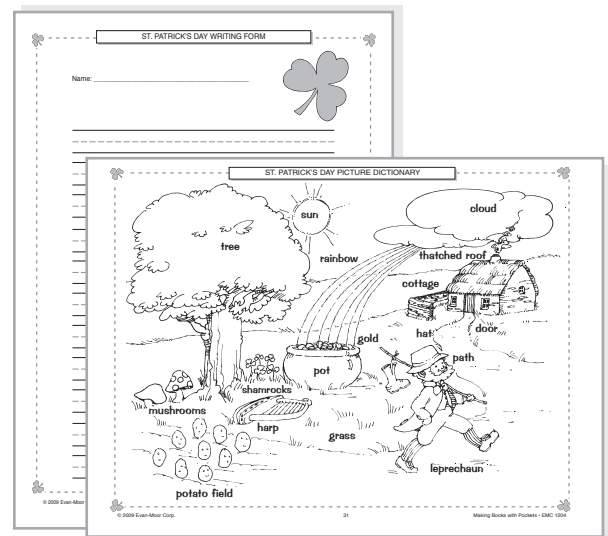
- Chant the poem
- Listen for rhyming words
- Learn new vocabulary
- Identify sight words
- Put words or lines in the correct order

Picture Dictionary page 31

Use the picture dictionary to introduce new vocabulary and as a spelling reference. Students can add new pictures, labels, and descriptive adjectives to the page as their vocabulary increases.

Writing Form page 32

Use this form for story writing or as a place to record additional vocabulary words.



BIBLIOGRAPHY

- Clever Tom and the Leprechaun* by Linda Shute; Scholastic, 1988.
Fortunately by Remy Charlip; Aladdin, 1993.
Jamie O'Rourke and the Big Potato by Tomie dePaola; Scholastic, 1992.
Mary McLean and the St. Patrick's Day Parade by Steven Kroll; Scholastic, 1991.
Potato by Barry Watts; Silver Burdett Press (Stopwatch Books), 1987.
Saint Patrick and the Peddler by Margaret Hodges; Orchard Books, 1993.
Shamrocks, Harps, and Shillelaghs by Edna Barth; Clarion Books, 1977.
St. Patrick's Day by Gail Gibbons; Holiday House, 1994.
St. Patrick's Day in the Morning by Eve Bunting; Clarion Books, 1980.
Tim O'Toole and the Wee Folk by Gerald McDermott; Puffin Books, 1990.



POCKET 1

Rainbow and Pot of Gold pages 5–7

Find our “pot of gold” at the end of this tissue paper rainbow that comes from a 3-D paper cloud.

Where Is the Pot of Gold? pages 8–10

Students learn about prepositions by describing the positions of a pot of gold. Then they make a book with their own sentences that tell where the pot of gold is located.

POCKET 2

Mosaic Leprechaun pages 11 and 12**All About Leprechauns** pages 13 and 14

Who doesn't recognize this sprightly symbol of St. Patrick's Day? Students will make a colorful mosaic leprechaun, learn about this Irish fairy, and then write their own fanciful leprechaun tales.




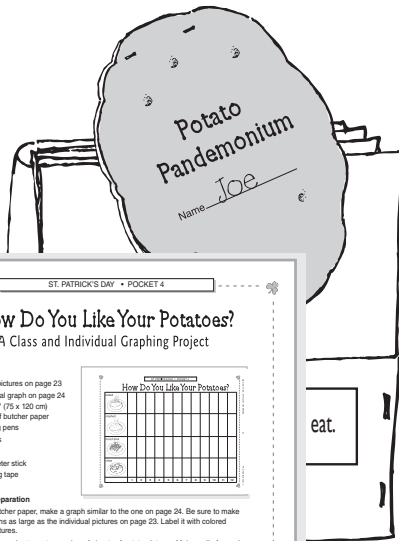

POCKET 3

Music of Ireland pages 15 and 16

Read this minibook to learn about the harp, pipes, and fiddle.

Glittering Harp pages 17 and 18

Adorn this pocket with a golden harp made from construction paper.




POCKET 4

Potato Pandemonium Book pages 19–21

Learn about why potatoes are associated with St. Patrick's Day and make a potato book.

How Do You Like Your Potatoes? pages 22–24

What kind of potatoes do your students like to eat? Make individual and class graphs to find out.



POCKET 5

Hidden Shamrock pages 25 and 26

Create a shamrock from three hearts held together with a paper fastener. Then write a wish on the back of each leaf.

Good Luck, Bad Luck Book pages 27 and 28

Students make an accordion book following a format similar to *Fortunately* by Remy Charlip.